


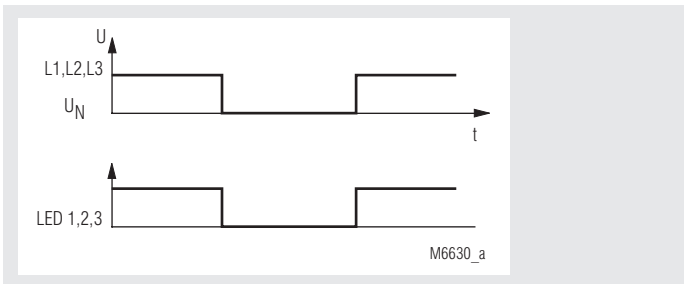
VARIMETER Phase Indicator IK 9168, SK 9168

Translation
of the original instructions



- According to IEC/EN 60255, DIN VDE 0435-303
- Indication of phase failure in 3-phase systems
- Single phase connection possible
- Independent of phase sequence
- LED indicator for each phase
- **Devices available in 2 enclosure versions:**
 - IK 9168:** Depth 59 mm, with terminals at the bottom for installation systems and industrial distribution systems according to DIN 43880
 - SK 9168:** Depth 98 mm, with terminals at the top for cabinets with mounting plate and cable duct
- Width 17.5 mm

Function Diagram



Approvals and Markings



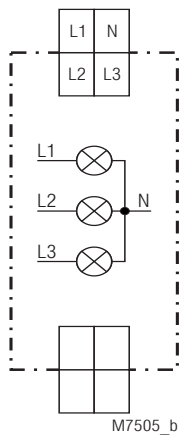
Applications

Indication of phase failure in 3-phase systems

Indicators

LED L1, L2, L3: On when corresponding phase is present

Circuit Diagram



IK 9168, SK 9168

Technical Data

Input

Nominal voltage U_N : 3/N AC 400 / 230 V
Voltage range: 0.8 ... 1.1 U_N
Input current at U_N : 0.2 mA
Nominal consumption: 0.5 VA per input
Nominal frequency: 50 / 60 Hz
Frequency range: 45 ... 65 Hz
Operate value: 0.5 $U_N \pm 10\%$

General Data

Operating mode: Continuous operation
Temperature range: - 20 ... + 60°C
Clearance and creepage distances
 Rated impulse voltage / pollution degree (between L1-L2-L3-N): 4 kV / 2 IEC 60664-1
EMC
 Electrostatic discharge: 8 kV (air) IEC/EN 61000-4-2
 HF irradiation: 10 V/m IEC/EN 61000-4-3
 Fast transients: 2 kV IEC/EN 61000-4-4
 Surge voltages
 Between wires for power supply: 2 kV IEC/EN 61000-4-5
 Between wire and ground: 4 kV IEC/EN 61000-4-5
 Interference suppression: Limit value class B EN 55011
Degree of protection
 Housing: IP 40 IEC/EN 60529
 Terminals: IP 20 IEC/EN 60529
Housing: Thermoplastic with V0 behaviour according to UL subject 94
Vibration resistance: Amplitude 0.35 mm IEC/EN 60068-2-6 frequency 10 ... 55 Hz
Climate resistance: 20 / 060 / 04 IEC/EN 60068-1
Terminal designation: EN 50005

Technical Data

Wire connection:	2 x 2.5 mm ² solid or 2 x 1.5 mm ² stranded ferruled DIN 46228-1/-2/-3/-4
Wire fixing:	Flat terminals with self-lifting clamping piece IEC/EN 60999-1
Mounting:	DIN rail IEC/EN 60715
Weight	
IK 9168:	50 g
SK 9168:	70 g

Dimensions

Width x height x depth

IK 9168:	17.5 x 90 x 59 mm
SK 9168:	17.5 x 90 x 98 mm

Standard Type

IK 9168	3/N AC 400 / 230 V	50/60 Hz	
Article number:	0049174		stock item
• Nominal voltage U _N :	3/N AC 400 / 230 V		
• Width:	17.5 mm		
SK 9168	3/N AC 400 / 230 V	50/60Hz	
Article number:	0054712		
• Nominal voltage U _N :	3/N AC 400 / 230 V		

Ordering example

IK 9168	3/N AC 400/230 V	50/60 Hz	
			Nominal frequency
			Nominal voltage
			Type